






O. P. JINDAL SCHOOL, SAVITRI NAGAR

Holiday Homework (2026 – 2027)

Class IV

English	<p> 1. Reading Practice</p> <ul style="list-style-type: none">• Do loud reading for 15 minutes daily.• Choose storybooks, newspapers, or any interesting English text. <p> 2. Handwriting Practice</p> <ul style="list-style-type: none">• Write 10 lines daily in your 4-line notebook.• Focus on neatness, spacing, and formation of letters. <p> 3. Creative Writing</p> <p>Write a paragraph (8–10 lines) on any one topic:</p> <ul style="list-style-type: none">• (a) My Favourite Holiday Memory• (b) If I Had Superpowers <p> 4. Grammar Task</p> <p>Write 10 naming words (Nouns):</p> <ul style="list-style-type: none">• 5 Common Nouns• 5 Proper Nouns <p> 5. Fun Activity: Holiday Collage</p> <ul style="list-style-type: none">• Make a beautiful collage on a full-size chart paper.• Paste pictures showing how you spent your holidays.• Add 4–5 sentences describing your collage.
----------------	--

<p>Hindi</p>	<p>1 प्रतिदिन एक सुलेख लिखकर मेल कीजिए ।</p> <p>2 अपनी मनपसंद कविता का वाचन करते हुए ऑडियो या वीडियो बनाकर मेल में भेजिए ।</p> <p>3 अपने परिवार का फोटो संग्रह कर डिजिटल अलबम बनाइए । Email.opjshindi.hw@gmail.com</p>
<p>EVS</p>	<p><u>Task-1: Explore Your Locality — People and Places Around You</u> Go for a walk in your locality with a family member. Observe the people and places around you.</p> <p><u>Instructions:</u></p> <p>(i) Write 2 lines about each of the following places or people and how they help the community:</p> <ul style="list-style-type: none"> • Shopkeeper • Road • Police • School <p>(ii) Also write about ONE more place in your locality of your choice and explain how it helps people.</p> <p><u>Task-2: Plant a Tree — Be a Part of Van Mahotsav!</u> Plant one sapling at home, in your garden, or in your locality during the summer holidays.</p> <p><u>Instructions:</u></p> <p>(i) Plant one sapling with the help of a family member and water it every day.</p> <p>(ii) In your notebook, write a ‘Plant Diary’ with the following points:</p> <ul style="list-style-type: none"> • Name of the plant I planted • How I take care of it every day • One fact I learnt about this plant <p>(iii) Draw and colour your plant in your notebook. Show roots, stem and leaves clearly.</p> <p>(iv) Write 3 reasons why trees are important for our community and environment.</p> <p>Note: Complete all tasks neatly in your Holiday in A4 size paper or revision notebook. Submit on the first day after summer holidays.</p>

Mathematics	<ol style="list-style-type: none">1. Draw 2 Rangoli designs with the help of 2-D shapes2. Prepare a chart of tables (2 to 20)3. Cut the net diagrams of Triangular Prism, Rectangular Prism, Triangular Pyramid, Hexagonal Prism, Square Pyramid and Pentagonal Pyramid from the back side of your Maths Mela Text Book and make 3-D shapes
AI	<ol style="list-style-type: none">1. Find the names of at least ten movies that are based on robots. Try to collect some pictures and make a chart on A4 sheet.2. Draw or design your own AI robot. Show what tasks it can do. Give it a name and write three smart things it can do. <p>Include: Pictures/cuttings</p>